



BIG-SMALL



Big House



Small House



Big Fish



Small Fish



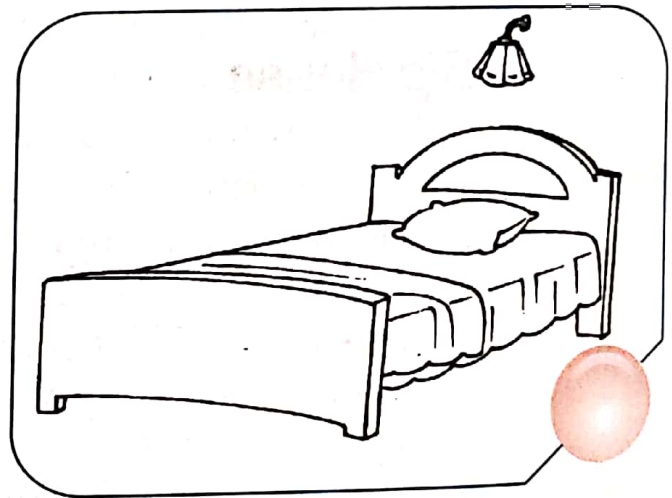





o
he
eacher

Explain through day to day examples the concept of size (big and small).
Discuss other words for these concepts e.g. large, little etc.

BIG-SMALL

Tick ✓ the small objects. Colour the big objects.



o
he
eacher

Help the children to identify things in their surroundings (small and big).

M.K.D. Public school. Badshahpur.

Class - U.K.G.

Sub - Math




Lesson - 1 Big - Small

Concept of size - (Big - Small)


Big - means = बड़ा

Small - means = छोटा

for example -




Big brinjal



Small brinjal.


Q.1 - Tick (✓) the big object and cross (X) the small object.



Q.2 - Circle the small fish.



Q.3 - Colour the big balloon.



Q.4 - Learn numbers name from one to ten.

- 1 - One ○
- 2 - Two △△
- 3 - Three □□□
- 4 - Four * * * *
- 5 - Five ☼☼☼☼☼

- 6 - Six 🍬🍬🍬🍬🍬🍬
- 7 - Seven 🎈🎈🎈🎈🎈🎈🎈
- 8 - Eight 🕯️🕯️🕯️🕯️🕯️🕯️🕯️
- 9 - Nine 🍪🍪🍪🍪🍪🍪🍪🍪
- 10 - Ten 🐱🐱🐱🐱🐱
🐱🐱🐱🐱🐱