


BIG-SMALL





o
he
eacher



- Explain the concept of size (big and small) through day-to-day examples.

BIG-SMALL



Colour the big teddy.



Colour the small cake.



Colour the big fish **blue** and the small fish **red**.



o
he
eacher

Help the children to identify things in their surroundings.

M. K. D. Public School Badshahpur.

Class - L.K.G.


Sub - Math

Lesson - 1st Big - small


Big means - बड़ा

Small means - छोटा


For example -




Big Sun
(बड़ा सूरज)



Small Sun
(छोटा सूरज)

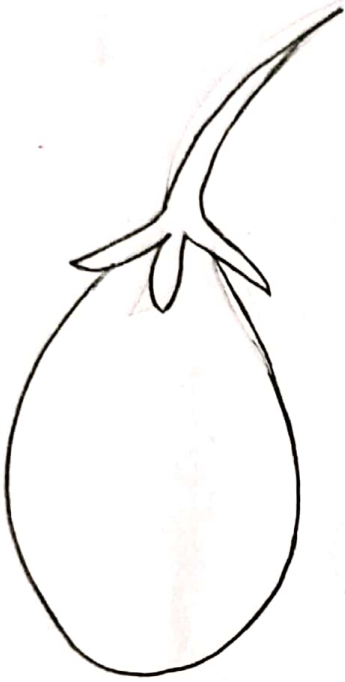


Big Ball

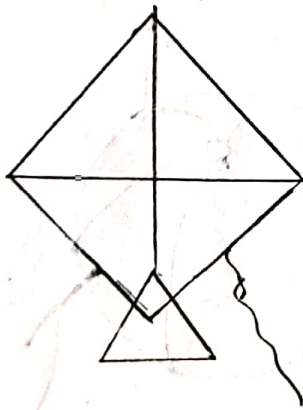


Small Ball

Q1 Colour the big brinjial



Q2 Colour the small kite.



Q3 Colour the big cat blue and the small cat red.



Q4 Learn the numbers [1 to 20]